

SCARICO PE NERO

FIRES

I prodotti nell'edilizia

Braga a sfera 88 1/2°

d. 125/110



a due diramazioni 90°

COBCO....

Braga doppia a 45°



COBDO....

Braga a 45°

da d. 40 a 315



COB40.... COB45....

Braga a 88 1/2°

da d. 40 a 315



COB80.... COB85....

Braga Y a 60°

d. 110



COB61....

Tappo di chiusura e ispezione

da d. 32 a 110



COCF0....

Curva ridotta a 90°

d. 50/40



COCR0....

Curva rasata

d. 110



COCS0....

Curva tecnica per sifone

d. 32-40-50



COCT0....

Curva a gomito 45°

da d. 32 a 315



COC40....

Curva a gomito 88 1/2°

da d. 32 a 160



COC80....

Curva a 90°


da d. 32 a d. 315



COC90....

Curva WC con manicotto prolungato


d. 90 e d. 110



COCW09....

Curva WC a due vie Ø 50


d. 110/40 - 110/50



COCW011....

Curva WC a quattro vie Ø 50


d. 110/50



COCW011....

Guarnizione WC prolungata

d. 101+-5



COGW01021

Guarnizione WC eccentrica


d.101+-5



COGW01022

Ispezione lineare

d. 75/75 a 315/110



COILO....

Manicotto di dilatazione

da d. 40 a 315



COMDO....

Manicotto elettrico

da d. 32 a d. 315



COME0....

Manicotto d'innesto

da d. 32 a d. 160



COMIO....

Manicotto di collegamento PVC Ø 100 con O-ring

d. 100/90 e 100/110



COMPO....

Manicotto per sifone


d. 40/46 e 50/46



COMSO....

Manicotto alto WC

d. 90 e d. 110



COMWO....

Manicotto WC scarico parete

d. 110



COMW01111

N.B. figure e misure disponibili a magazzino