



Solo Tassello Acciaio SLM




CODICE	
500601	foro mm. 12
500602	foro mm. 14
500603	foro mm. 16
500604	foro mm. 20
500605	foro mm. 24

Tassello Acciaio SLM c/vite TE




CODICE		
500621	ø 6	foro mm. 12
500622	ø 8	foro mm. 14
500623	ø 10	foro mm. 16
500624	ø 12	foro mm. 20

Tassello Acciaio SLM c/barra




CODICE		
500611	ø 6	foro mm. 12
500612	ø 8	foro mm. 14
500613	ø 10	foro mm. 16

Tassello Acciaio SLM c/occh.lo




CODICE		
500631	ø 6	foro mm. 12
500632	ø 8	foro mm. 14
500634	ø 10	foro mm. 16

Tassello Acciaio SLM c/gancio



CODICE		
500643	ø 10	foro mm. 16
500644	ø 12	foro mm. 20


Tassello Nylon con vite SB 9/4



CODICE	Punta ø
500344	mm. 9

Lunghezza tassello mm. 40


Tassello Nylon doppia vite SB 9/5



CODICE	Punta ø
500345	mm. 9

Lunghezza tassello mm. 40


Tassello Acciaio occhio ap.



CODICE	Punta ø
500401	mm. 8

Lunghezza tassello mm. 40


Tassello Acciaio gancio medio



CODICE	Punta ø
500402	mm. 8

Lunghezza tassello mm. 40


Tassello Acciaio occhio chiuso



CODICE	Punta ø
500401	mm. 8

Lunghezza tassello mm. 40


Tassello Acciaio con vite



CODICE	Punta ø
500404	mm. 8

Lunghezza tassello mm. 40


Tassello Acciaio gancio medio



CODICE	Punta ø
500408	mm. 8

Lunghezza tassello mm. 40


Tassello Acciaio occhio ap.



CODICE	Punta ø
500411	mm. 9

Lunghezza tassello mm. 45


Tassello Acciaio gancio medio



CODICE	Punta ø
500412	mm. 9

Lunghezza tassello mm. 45


Tassello Acciaio gancio medio



CODICE	Punta ø
500413	mm. 9

Lunghezza tassello mm. 45


Tassello Acciaio con vite



CODICE	Punta ø
500414	mm. 9

Lunghezza tassello mm. 45


Tassello Acciaio gancio medio



CODICE	Punta ø
500418	mm. 9

Lunghezza tassello mm. 45

Coppia mensole piatte 7x170



Codice	4060002
--------	---------